



NEWSLETTER

November 2022 Vol. 16 No. 12

ISSN 2651-897X.

PRESIDENT'S MESSAGE

Welcome to our last Newsletter for November 2022. This year has been one of anticipation, change and growth for our Guild.

We were literally off to a stormy start when our first course of the year in February 2022 had to be abandoned. Heavy rain, a leaking roof at BVAC and news of rising flood waters across south east Queensland made the course impossible. Happily, course dates were rescheduled and everyone completed a beautiful book.

From this inauspicious beginning our Guild Committee has progressed many of the important items on our project list and grown from strength to strength in several areas of Guild business.

I encourage everyone who hasn't yet logged onto our new website to do so as soon as you can. Detailed instructions are contained in this newsletter. My hope is that this technology will benefit all members and make contact with each other both easy and helpful while maintaining privacy. Also, see our new logo on the website which I think is picture perfect. You will see it see more often as it begins to appear on emails and other communications.

Our most ambitious project is to host the Australian bookbinding conference, Bind23, in July next year. This will have something for everyone, from beginner to master. Read more about the conference in this Newsletter.

I am especially pleased to tell you that QBG will conduct courses either side of the conference, engaging tutors of international reputation who will be joining us at the conference. It will be exciting to meet the people who write the books and make the videos that we read and watch. Those courses will be listed on the website as soon as they are confirmed.

Thank you to all those members who volunteered to tend the QBG stand at the the Brisbane Craft and Quilt Fair in October. We took the names of 27 people interested in learning our craft and there were many other visitors who stopped for a conversation and were delighted with our display of handmade books. Thank you also to those who allowed their treasured books to be put on display.

And for those interested in Artist's Books, have a look at Sandy Johnson's article on page 106 - a very detailed explanation of what is, and isn't, an Artist's Book

Finally, my very best wishes for a Merry Christmas and happy New Year to all our members.

Marilyn George.

WHAT'S INSIDE?

Special Announcement - Bind23	p98
Special feature - logging into the new website	p100
Snippets and Courses	p104
Artist's Books	p106
And more...	

SPECIAL ANNOUNCEMENT

BIND23

THE AUSTRALIAN BOOKBINDERS' CONFERENCE COMES TO BRISBANE NEXT YEAR

The Queensland Bookbinders' Guild will host its first national conference in July 2023.

MARK THE DATES IN YOUR DIARY:

Conference - 8th and 9th July

Site visits - 7th July

The most interesting and exciting event to come to Brisbane next year

The conference will include :

- Speakers from Australia and overseas to excite, inspire and entertain you
- Site visits to interesting libraries with hands-on experience of fine and novel bindings
- Demonstrations to develop your skills
- A trade display and Guild stand
- And plenty more...

Perhaps the most important attraction of the conference will be the opportunity to meet and get to know fellow bookbinders from Australia and overseas.

In addition to the core conference programme, the Guild will be inviting conference presenters to provide workshops, mainly at our home in BVAC, on the days on either side of the weekend. We will keep you updated as these plans develop.

Conference committee

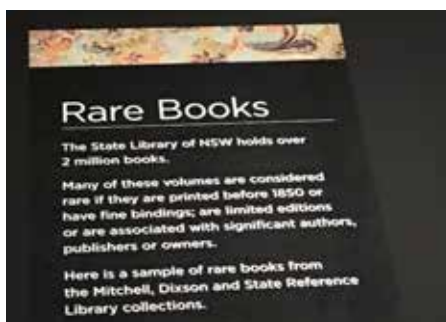
Darryn Schneider and Ken McKeon are leading a devoted group from the QBG committee to put together the programme and itineraries, as well as facilitating accommodation for visitors, catering, sponsorship, trade displays and anything else we can think of. Any suggestions you may have for speakers, displays, visits or items you would like included, please let us know; you can email me at editor@qbg.org.au.

Volunteers

We had a great response to a request for volunteers for the Craft Fair in October; we will be relying on our staunch members as volunteers to assist with putting on a great show for our visitors and ourselves. As we get closer to the date, we will be advertising the opportunities to assist.

**PHOTOS FROM
BIND19, HELD IN
SYDNEY THREE
YEARS AGO.**

**COME ON,
QUEENSLAND, WE
CAN BEAT THIS!**



**NOW IS THE TIME TO
MAKE SURE YOU ARE
IN BRISBANE FOR
THOSE VITAL DATES -
7TH TO 9TH JULY 2023**

INTRODUCTION TO THE NEW QUEENSLAND BOOKBINDERS' WEB SITE

SPECIAL FEATURE



Home | About Us | New Member Signup | Event Calendar | Contact Us | Library

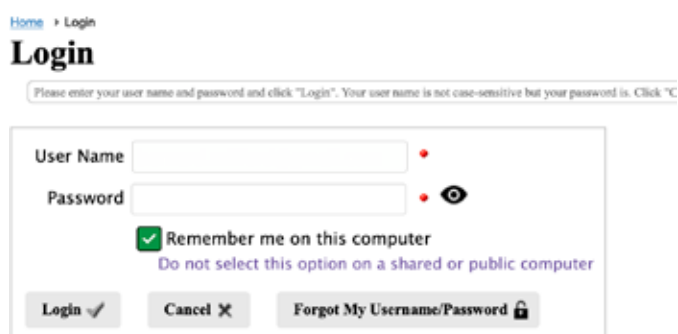
Many members have given us great feedback about the new web site. It has a number of useful features, including the ability to manage your own information and to book and pay for courses online. As time goes by there will be more and more information and Guild history on the site, and it will be more and more useful to log in regularly and check to see what's happening.

In setting up the new site, we brought all your information from the old site and it is there, waiting for you. To ensure you have access to the web site, you do have to make an initial login and create a password. This is not a difficult task, and this article is designed to step you through it. So fire up your computer or device and let's begin.

First go to the Guild web site at:

<https://qbg.org.au/>

You will see a screen like the one at the top of the page. At the top, on the right, click on "Member Login" (circled in red above) You will then see the login screen like the one below. If you haven't logged on before, enter the email



Home > Login

Login

Please enter your user name and password and click "Login". Your user name is not case-sensitive but your password is. Click "C"

User Name

Password

☒ Remember me on this computer
Do not select this option on a shared or public computer

Login ✓ Cancel ✕ Forgot My Username/Password 🔒

address you use for the Guild, but leave the password blank. Then click "Forgot my Username/Password". (I know you haven't forgot your password, but please try to keep the technology gods happy.)

This screen will come up:



Forgot Username/Password

Enter your email address below. If your email address is on file, your user name and a new password will be emailed to you. If your email address is used by more than one member, you may also enter your first name to help us identify you.

Email Address

First Name

OK ✓ Cancel ✕

When you have filled this one out, hit "OK" and open your email mailbox. You will soon get an email with a link to change your password or create a new one.

Click this link and you will be taken back to the QBG site where you can fill in your new password. It is good practice to use the password that your browser suggests and to enable the browser to auto-fill passwords. If the browser asks whether you want to save this password, click yes.

Privacy Options

Terms of Use and Privacy

As a member of Queensland Bookbinders' Guild you may receive general purpose emails related to association participation and business, such as newsletters, event notices, important updates, and other, similar announcements. Please verify that you wish to receive these important association emails. (You can always opt out later if you change your mind.)

- ☒ Yes, I want to receive these emails
☐ No, I do not want to receive these emails

Note that this setting does not affect forum messages (which can be controlled from the two forum preferences links on your profile) or system messages (transaction and payment confirmations, renewal notices, etc) which cannot be turned off.

You will then be taken to a screen that asks for permission for QBG to send you emails, as at the top of this page. Please be sure to tick “Yes”, otherwise you may not receive regular emails and then, importantly, click on “Save Settings”.

The next screen has your personal details, from the previous QBG data base. Please check that these are correct. Note that QBG will not make information available to non-members. On the right is my page.

At the bottom of this page you are asked if you want to receive the Newsletter by email or in the mail. This Newsletter, because it contains these instructions for accessing the web site, is open to anyone accessing the website. In future, the Newsletter will only be available to members who have logged on. The Newsletter will still come to those have opted to get the Newsletter mailed to you, the electronic version will only be available to members who have logged on. That's why, as Editor, I am very keen that everyone logs on and has easy access to the Newsletter. The electronic version is prettier as it's in colour, and you can see the links to further information.!

Contact Information

This page allows you to enter more contact information than was supplied in the Membership Application.

General Information

Member Number 47

Salutation Mr. [Select](#)

First Name Bernard

Middle Initial

Last Name Milford

Birthday 21/09/1949

We save the full birth date, but the year will not be shown in the directory

Primary Address

Country Australia [Show All](#)

Address 1 1/27 Radnor St

Address 2

City INDOOROOPILLY

State/Territory Queensland

Postcode 4068

Timezone E. Australia Time (UTC+10:00) [Show All](#)

Home Phone

Other Info

Mobile Phone 0438 787 445

Fax

Email Address bernard@milfordphotos.com.au

Website

Newsletter ☐ I want a printed newsletter
☒ I will download the newsletter from the website

Congratulations, you are now logged on. Next time you go to the Guild web page, just click “Member Login” at the top left and you will find yourself back in the site.

PERSONAL INFORMATION

Now that you are logged in, you can always find your personal information if you hover the pointer over your name in the top right corner of the Home Page; you will see a drop-down menu that includes “Profile”.



Click on this and you will be taken to a smorgasbord of information about your membership, most of which you can edit as circumstances change. If you have an address change, or a new phone, or a different email, there is no need to send us a message asking us to change this; can do this from the comfort of your own bindery.

If you open “Standard Member Directory”, there is a drop-down menu that allows you to set how much of your personal information you want to share with

other Guild members in the Membership Directory. You can also upload a photo of yourself so other members can see what you look like.

Features of the web site:

Event registration

you can find information about our events in two places on the Home Page. There is an “Upcoming events” heading where we list what is being held in the next few months. There is also an “Events” drop down menu, where you have the option of looking at what’s coming up as a “List View” and as a “Calendar View”; you can toggle these on the top of the events. This is where you can register for an event.

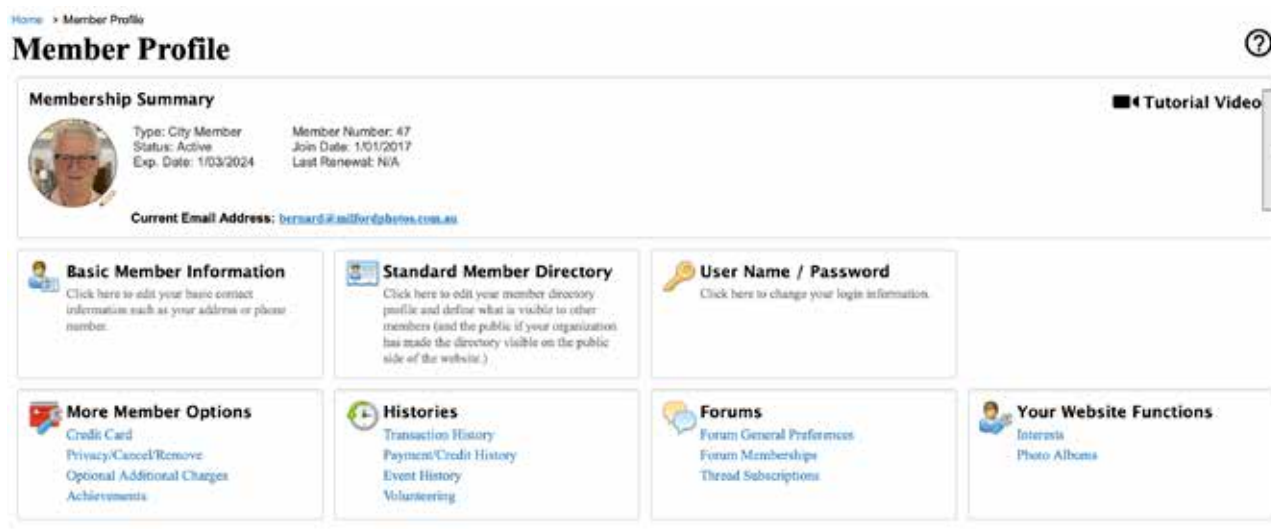
To register, click on the event and you will be taken to the “Event View” page. If the event is still open, just click “Register Now” to enrol. If there is charge for the event, the payment step has a drop-down menu, click on “Credit Card” if you want to use this or “Direct Debit” if that’s your choice. Instructions for direct debit will appear, please note that the system will show that you have money owing until we tell the program that it has come in.

Library

This has come over from the old site, and is a very effective way of interacting with our library. Just a word to the wise; don’t buy any books on bookbinding until you check if we have what you’re after – you may be able to save the cost of membership with just a few clicks.

Photo Albums and Documents

One aspect of the new site is the ability to upload photo albums, which you can then elect to share with other



Guild members. This is in a drop-down menu below “Members” on the Home Page. I have uploaded an album on the abbe Print Fiesta, see the article on page 107. Also on this menu is a link to “Documents”, where we will be putting Newsletters, committee and general meeting minutes and links to the newsletters and publications of other Guilds

Some of the program for next year is already up on the website; have a look and put the dates in your diary.

Please check the web site regularly, whenever there is news, it will be on the Home Page first.

OUR WEBMASTER SPEAKS ON THE NEW SITE

You may by now have noticed a theme in this quarter’s newsletter. Our new website has been launched and so far, the feedback has been very positive. In this edition of the newsletter you are shown some of the current features and how to use them.

In this article however I wish to talk about the purpose of the site. When the Guild committee first discussed the need for a new membership management system, our main purpose was to automate the membership system and avoid the doubling up of data entry that we were enduring. This, combined with an online accounting system, would help to make sure that any incoming committee would find taking over their roles as easy as possible.

After much deliberation we chose the Club Express system. Not only could ClubExpress automate our

membership management, but it links to our accounting system, Quickbooks. Now, while I won’t say the transition has been seamless, we are seeing improvements each day.

Guild events are now managed through the website along with the ability to pay by credit card. Membership is also handled here. Member personal details can be updated by members themselves, helping to lessen the burden on the membership co-ordinator.

On a more social note I would like to highlight some of the communal features for the Guild. I often think that we frequently spend a lot of our time bookbinding in solitude. Whilst we now have the bindery open regularly for members’ use, it’s sometimes nice to feel connected to others from the Guild. To help with this I hope that members will find the social features on the site helpful.

First we have news items on the first page. I will endeavour to write articles regularly on various interesting bookbinding topics. I would also invite anyone to submit articles of their own for me to put up on the website (email articles to webmaster@qbg.com.au).

Second we now have a forum. This gives members an opportunity to post threads and engage in discussion online. I’ve created boards for selling or buying items and a general forum for discussing anything related to bookbinding. In here you can ask for help or share anything you find online. Finally I have also created a forum for sharing files. I have been uploading imposed books that I’ve created ready for printing and invite

anyone else to add any other files that they wish to share with members. If any members have any ideas for other boards then please feel free to email me.

I hope that all members find the new website useful and as always if you have any feedback or queries on any of the items then please email me at webmaster@qbg.org.au.

Jason Cooper



SNIPPETS

Decorated Bookbinding equipment

Member Lyndall Shields has shared this photo of her nipping press with me. It is beautifully decorated with a lovely Australian theme. Which sparks a question - do any other members have equipment that they think should be in the Newsletter? If you have any tools



that are unusual, decorated, old or special, please send me photos and I will try to include them in future editions. As an example of an unusual tool, what about using chopstick rests for your glue brushes when they're on your bench? Stops them rolling around and

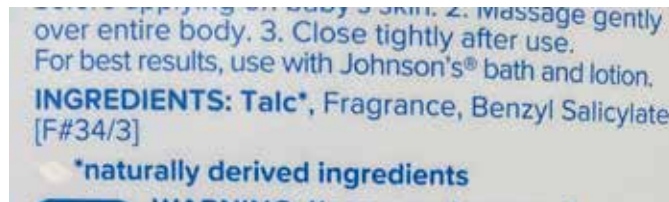
keeps glue off your work surface. Thanks to Jo Fear for this tip

J&J not selling talc anymore

Johnson and Johnson, which has been making and selling its Baby Powder for over 130 years, [announced](#) in August that it will stop selling its talc product globally next year. From now on, baby powder will be cornstarch based. "So what?", you may ask. Well, talc is used in bookbinding when gilding or colouring the edge of a book. It is sprinkled on the fanned-out edge

to prevent the pages that are being decorated sticking together. Cornflour (cornstarch) doesn't work as well here, it absorbs moisture and swells.

I suggest you stock up with a big container of talc while it's still available. According to my searching, you can still get actual talc powder from chemists and the chain stores, but read the label carefully.



More recognition for June McNicol

June McNicol, one of our Life Members and long-time Secretary of the Guild, received an award in the recent Volunteer Awards for the electorate of Moreton. Beyond her extensive work with the Guild, June was also the local secretary of Meals on Wheels in her area for over 50 years, until two areas merged. This service was recognised in a local ceremony celebrating volunteers from many backgrounds and groups, with presentations by local politicians. A few years ago, the ABC interviewed June in recognition of her service as the longest service of any Meals on Wheels volunteer in Queensland. We think that she is a treasure!



Presentation of the Moreton Volunteer Award, 15th October 2022. June McNicol (centre) with Graham Perrett (Federal member for Moreton, right) and Sarah Davies (2nd from left)

COURSES

Intermediate Course, 22nd and 23rd October

Darryn Schneider (assisted by Sarah Davies and Jenny New) ran another successful Intermediate course for seven participants; Jack Douglas, Jacklyn Edgar, Michael Frearson, Malissa Johnson, Ken Keith, Gary Knight and Paul Marshall. Darryn was enthusiastic about this engaged and diligent group.

Bradel Binding course with Fred Pohlmann

The first course that QBG has organised with Fred Pohlmann was run on 17th and 18th October at his bindery near Samford. It was limited to five participants, due to the constraints of the workshop. Fred led the group through a three-part Bradel binding with leather-reinforced corners. Ken McKeon assisted and he and Graham Chen prepared the text block, which was the Australian classic *Seven Little Australians*.



Mr Pohlmann demonstrating marking up the covers

Fred demonstrated a number of the specialised pieces of equipment that his bindery requires, such as a forming machine for rounding, his electronic guillotine and blocking press. In addition, he showed a number of special techniques he uses, for instance, an ingenious technique for marking the position of tapes for sewing up a text block and ways of making interesting headbands.

The participants found the two days intensely rewarding and, thanks to Fred's generosity in providing beautiful paste papers for the covers, all came away with a very attractive book, blocked on the spine and ready to be read (or re-read) and enjoyed.

It is hoped that the Guild can organise more workshops like this one.

Introduction course, 19th and 20th November

Seven members joined us for our most recent Beginners' Course last month. Six were taking the first steps on their bookbinding journey and one was reviving skills learned a few years ago.

As usual, they were taken through the mysteries of grain direction and naming the parts of a book and the tools and materials used to make a book. Then it was into the process of making a single section pamphlet book. The results were very pleasing indeed. Then it was onto the Ideal Sketchbook that was first taught to us by Michael Burke who we hope to see at next year's conference. By the end of two days, we had a tired but happy bunch of bookbinders who, judging by the amount of material purchased to take home, are keen to extend their journey further.

Andrew Lee



Participants at the Nov Introduction Course - L to R Bonnie Mackay, Paul Esdaile, Marguerite Westacott, Sue Duffy, Felicity Boon, Andrew Hayward, Janine Lazzaro

WHAT IS AN ARTISTS' BOOK?


Try this little quiz. An artist's book is:

- a. a book about art or a particular artist's work (a monograph)
- b. an altered book
- c. a book that has been cut to form a sculpture
- d. none of the above
- e. all of the above

So what's the right answer? There isn't one! The best is (d). But it could sometimes be (e)!

The problem with the art form of artists' books is that there is no universally-agreed definition. Since people generally look baffled when you say I'm working on a series of artist's books, I will try to do my best to define it for you. But beware! There are plenty of people who won't agree with what I come up with.

When is a book not necessarily a book? When it's an Artists' Book!



What makes describing artists' books so hard is that it doesn't have to be a book. Eclectic in its nature that it's easily confused with other genres. Creators of artists' books often stretch the concept of a book a long way. They may create something that is recognisably a book (sometimes known as book art or bookworks), or simply a book-like object.

How does an Artist's Book compare to a regular book? A traditional book usually has three components: binding, cover and sequential pages. An artist's book on the other hand may have only one or two of these elements. It doesn't necessarily even have to contain text. It can be a one-off or one of many copies.

Artist book multiples are usually limited editions - often self-published, or produced by small presses, artists' groups or collectives.

Playing with the parameters of the book format a book artist may take the pre-existing conventions of book-making and work within them. Or they may work around or completely subvert these conventions by:

- using unconventional materials and/or printing techniques.
- disrupting the sequence and nature of the page.
- making or using existing structures not normally associated with the word 'book' such as a clamshell or a camera
- including text that isn't legible, doesn't make sense, isn't read sequentially or can be read in a variety of sequences - or not including any text at all.

In an Artist's Book, the medium really is the message.



What makes an artist's book different from any other sort of book is that the form of the book is as integral to its ideas or concepts as what it contains.

In other words, every aspect of the way the piece is constructed is part of its message or concept. This can include:

- words and/or type
- images
- structure
- printing method
- binding
- closure

The book itself is the thing 'being communicated' as opposed to the book being a support for conveying something else.

Why do artists choose Artists' Books as their artform?



One crucial aspect of an artist's book is that it is made or conceived by an artist. Some fine artists make books as an adjunct to their other work. For other artists this is their primary medium.

Then there are illustrators, typographers, writers, poets, bookbinders, printers and many others who may work collaboratively or alone to produce artists' books.

So, unlike traditional books, where the binding can be subordinate to the text, an artist's book is in itself a work of art.

Sandy Johnson


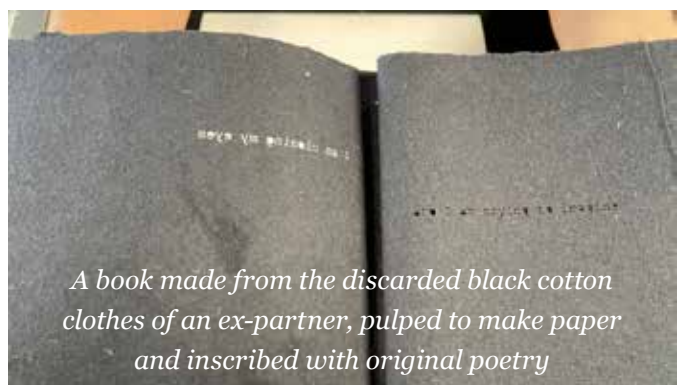
ARTIST BOOK BLOG

Sandy has set up a new web site for the Artist Book Group, which you can access from the QBG site, or by clicking [here](#).

abbe 2022 PRINT FIESTA

Bernard Milford

The print department at Griffith University's Queensland College of Art staged a wonderful display of artist books and print making at their Grey Street studio on 27th November. I wandered along and was bemused by the creativity and diversity of this "Artist books Brisbane event" (abbe). Here are some photos of the displays; there are more in an album on the web site, which you can find [here](#). Artist Group members, check out some of the prices people are asking!



NEW MEMBERS

We warmly welcome the following new members:

Toni Maree Bishop

Liza Bloomer

Felicity Boon

Kay D Bryce

Sue Duffy

Mark Earner

Paul Esdaile

Andrew Hayward

Ysobella Hyne

Gary J Knight

Janine Lazzaro

Bonnie Mackay

Shanthi Malpress

Paul R Marshall

Marguerite Westacott

You are all most welcome in the Guild and we look forward to being with you on your bookbinding journey.



BY APPOINTMENT
TO HER MAJESTY THE QUEEN
MANUFACTURERS OF LEATHER
J. HEWIT & SONS LTD. EDINBURGH

J Hewit & Sons Ltd

LEATHER MANUFACTURERS

The 'One-Stop' shop for Fine Leather, Equipment, Tools, Materials & Sundries for all Craft Bookbinding requirements.

Our Fine Leather for Bookbinding range includes:

- Alum Tawed Calf & Goat
- Archival Calf, Bookcalf
- Chieftain & Pentland Goat
- Smooth and Embossed Goat and Skiver



www.hewit.com

12 Nettlehill Road - Houstoun Industrial Estate
Livingston - West Lothian - EH54 5DL - Scotland

email - sales@hewit.com
tel - +44 (0)1506 444160 fax - +44 (0)1506 437749

GET IN TOUCH

President	Marilyn George	0431 574 016	president@qbg.org.au
Treasurer	Jenny New	0411 828 402	treasurer@qbg.org.au
Secretary	Sarah Davies	07 3843 0115	secretary@qbg.org.au
Newsletter Editor	Bernard Milford	04 3878 7445	editor@qbg.org.au

The Guild meet at
BRISBANE VISUAL ARTS COMMUNITY
140 Weller Road, Tarragindi, QLD 4121
Website - www.qbg.org.au
Email – qbg@qbg.org.au

FROM THE EDITOR

It has been a great pleasure to produce this Newsletter, as it contains some exciting news about the Bind23 Conference and an introduction to our new website, which is a great asset that the Guild has acquired. I hope you can take some time to read it before the joys of the holiday season become too inviting.

I wish that the Christmas season brings you peace and joy and that the New Year is full of hand-bound books, artistic inspiration and the companionship of fellow Guild members in learning our craft.

Happy bookbinding

Bernard Milford, Newsletter Editor